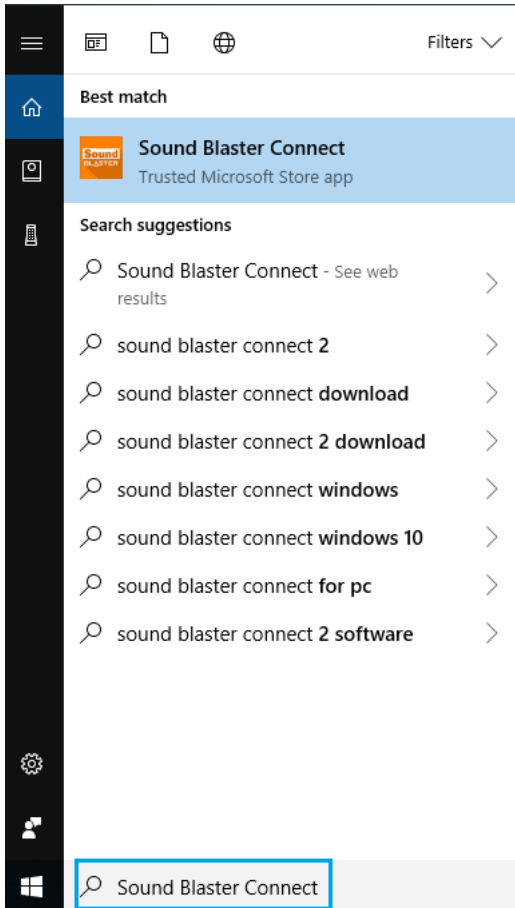


Q1: How do I install Sound Blaster Connect APP under Windows 10 RS4 or later version?

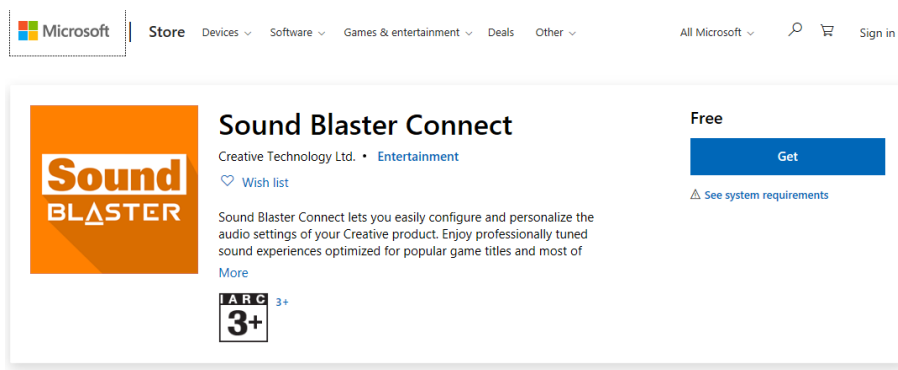
A1: In general, the system will auto-download the APP in background after installing Realtek Audio driver. Please type “Sound Blaster Connect” in Win10 search bar to access APP.



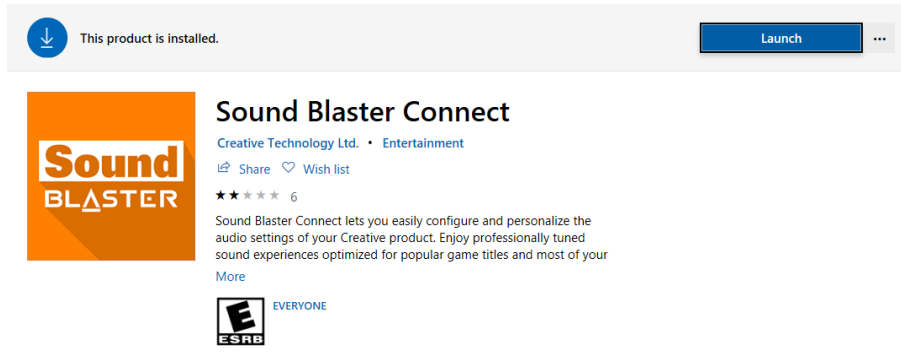
If the APP doesn't show up on your system, please follow the steps below to install it manually.

1. Make sure your motherboard supports Creative Sound and with Realtek Audio driver installed.
 - * Please visit motherboard specification page on www.ASRock.com for details.
 - * Realtek Audio driver could be installed/downloaded from support CD and ASRock official website.
2. Access “Sound Blaster Connect” on Microsoft Store and click “Get” to start downloading.

<https://www.microsoft.com/en-sg/store/p/sound-blaster-connect/9n66rljrt8z2>



3. After installation, click Launch to launch the APP.



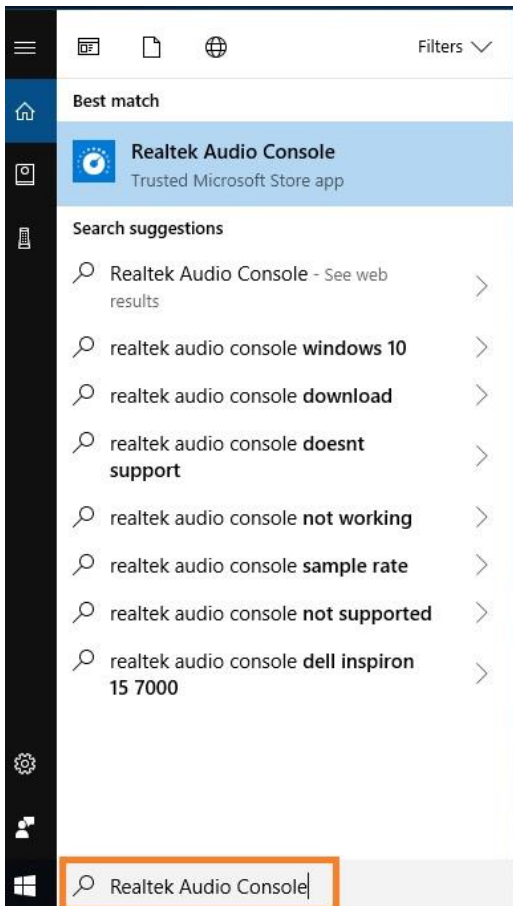
Please refer to the following table which supports the Creative SoundBlaster Cinema5.

Platform	Models
Intel	Fatal1ty H370 Performance Fatal1ty B360 Gaming K4 Fatal1ty B360M Performance Z390 Phantom Gaming 9 Z390 Phantom Gaming 6 Z390 Phantom Gaming SLI-ITX/ac
AMD	Fatal1ty X470 Gaming K4 Fatal1ty X470 Gaming-ITX/ac Fatal1ty B450 Gaming-ITX/ac Fatal1ty B450 Gaming K4 X399 Phantom Gaming 6

Q2: How to install Realtek Audio Console APP under Windows 10 RS4 or later version?

A2: In general, the system will auto-download the APP in background after installing Realtek Audio driver. Please type “Realtek Audio Console” in Win10 search bar to access APP.

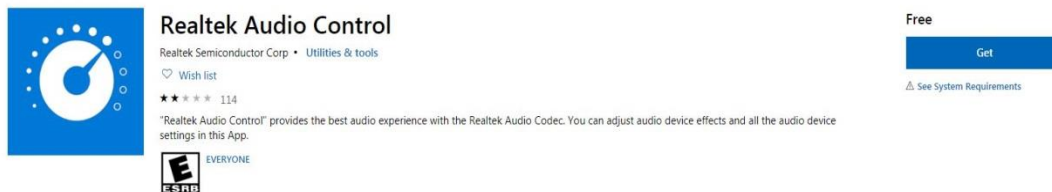
***Please connect the LAN cable when installing the Realtek Audio driver.**



If the APP doesn't show up on your system, please follow the steps below to install it manually.

1. Go to the device manager to check if the Reaktek Audio driver is installed.
* Realtek Audio driver could be installed / downloaded from support CD and ASRock official website: www.ASRock.com.
2. Please refer to the following link to access "Realtek Audio Control" on Microsoft Store and click "Get" to start downloading.

<https://www.microsoft.com/store/productId/9P2B8MCSVPLN>



3. After installation, click Launch to launch the APP.

 This product is installed. [Launch](#) 



Realtek Audio Control

Realtek Semiconductor Corp • Utilities & tools

[Share](#) [Wish list](#)

★★★★★ 82

"Realtek Audio Control" provides the best audio experience with the Realtek Audio Codec. You can adjust audio device effects and all the audio device settings in this App.



EVERYONE